



FRACTAL ANTENNA DESIGN USING BIO-INSPIRED COMPUTING ALGORITHMS

Balwinder S. Dhaliwal
Suman Pattnaik
Shyam Sundar Pattnaik

Bentham Books

Fractal Antenna Design using Bio-inspired Computing Algorithms

Authored By

Balwinder S. Dhaliwal

*National Institute of Technical Teachers
Training and Research Chandigarh, India
& IKG Punjab Technical University
Jalandhar, India*

Suman Pattnaik

*Sri Sukhmani Institute of Engineering and
Technology Dera Bassi
Punjab, India*

&

Shyam Sundar Pattnaik

*National Institute of Technical Teachers
Training and Research
Chandigarh, India*

Fractal Antenna Design using Bio-inspired Computing Algorithms

Authors: Balwinder S. Dhaliwal, Suman Pattnaik and Shyam Sundar Pattnaik

ISBN (Online): 978-981-5136-35-7

ISBN (Print): 978-981-5136-36-4

ISBN (Paperback): 978-981-5136-37-1

© 2023, Bentham Books imprint.

Published by Bentham Science Publishers Pte. Ltd. Singapore. All Rights Reserved.

First published in 2023.

BENTHAM SCIENCE PUBLISHERS LTD.

End User License Agreement (for non-institutional, personal use)

This is an agreement between you and Bentham Science Publishers Ltd. Please read this License Agreement carefully before using the ebook/echapter/ejournal (“**Work**”). Your use of the Work constitutes your agreement to the terms and conditions set forth in this License Agreement. If you do not agree to these terms and conditions then you should not use the Work.

Bentham Science Publishers agrees to grant you a non-exclusive, non-transferable limited license to use the Work subject to and in accordance with the following terms and conditions. This License Agreement is for non-library, personal use only. For a library / institutional / multi user license in respect of the Work, please contact: permission@benthamscience.net.

Usage Rules:

1. All rights reserved: The Work is the subject of copyright and Bentham Science Publishers either owns the Work (and the copyright in it) or is licensed to distribute the Work. You shall not copy, reproduce, modify, remove, delete, augment, add to, publish, transmit, sell, resell, create derivative works from, or in any way exploit the Work or make the Work available for others to do any of the same, in any form or by any means, in whole or in part, in each case without the prior written permission of Bentham Science Publishers, unless stated otherwise in this License Agreement.
2. You may download a copy of the Work on one occasion to one personal computer (including tablet, laptop, desktop, or other such devices). You may make one back-up copy of the Work to avoid losing it.
3. The unauthorised use or distribution of copyrighted or other proprietary content is illegal and could subject you to liability for substantial money damages. You will be liable for any damage resulting from your misuse of the Work or any violation of this License Agreement, including any infringement by you of copyrights or proprietary rights.

Disclaimer:

Bentham Science Publishers does not guarantee that the information in the Work is error-free, or warrant that it will meet your requirements or that access to the Work will be uninterrupted or error-free. The Work is provided "as is" without warranty of any kind, either express or implied or statutory, including, without limitation, implied warranties of merchantability and fitness for a particular purpose. The entire risk as to the results and performance of the Work is assumed by you. No responsibility is assumed by Bentham Science Publishers, its staff, editors and/or authors for any injury and/or damage to persons or property as a matter of products liability, negligence or otherwise, or from any use or operation of any methods, products instruction, advertisements or ideas contained in the Work.

Limitation of Liability:

In no event will Bentham Science Publishers, its staff, editors and/or authors, be liable for any damages, including, without limitation, special, incidental and/or consequential damages and/or damages for lost data and/or profits arising out of (whether directly or indirectly) the use or inability to use the Work. The entire liability of Bentham Science Publishers shall be limited to the amount actually paid by you for the Work.

General:

1. Any dispute or claim arising out of or in connection with this License Agreement or the Work (including non-contractual disputes or claims) will be governed by and construed in accordance with the laws of Singapore. Each party agrees that the courts of the state of Singapore shall have exclusive jurisdiction to settle any dispute or claim arising out of or in connection with this License Agreement or the Work (including non-contractual disputes or claims).
2. Your rights under this License Agreement will automatically terminate without notice and without the

need for a court order if at any point you breach any terms of this License Agreement. In no event will any delay or failure by Bentham Science Publishers in enforcing your compliance with this License Agreement constitute a waiver of any of its rights.

3. You acknowledge that you have read this License Agreement, and agree to be bound by its terms and conditions. To the extent that any other terms and conditions presented on any website of Bentham Science Publishers conflict with, or are inconsistent with, the terms and conditions set out in this License Agreement, you acknowledge that the terms and conditions set out in this License Agreement shall prevail.

Bentham Science Publishers Pte. Ltd.

80 Robinson Road #02-00

Singapore 068898

Singapore

Email: subscriptions@benthamscience.net



CONTENTS

FOREWORD	i
PREFACE	ii
ACKNOWLEDGEMENT	iv
CHAPTER 1 RECENT ADVANCES IN THE DESIGN AND ANALYSIS OF FRACTAL ANTENNAS	1
INTRODUCTION	1
ANTENNAS FOR COMMUNICATION APPLICATIONS	2
ANTENNAS FOR MEDICAL APPLICATIONS	3
LIMITATIONS OF EXISTING ANTENNA SYSTEMS	3
FRACTAL ANTENNAS	4
DESIGN AND ANALYSIS OF FRACTAL ANTENNAS: RECENT DEVELOPMENT	4
CONCLUSION	20
REFERENCES	20
CHAPTER 2 BIO-INSPIRED COMPUTING TECHNIQUES AND THEIR APPLICATIONS IN ANTENNAS	28
INTRODUCTION	28
BIO-INSPIRED COMPUTING TECHNIQUES	29
Artificial Neural Network (ANN)	29
<i>Multi-Layer Perceptron Neural Networks (MLPNN)</i>	30
<i>Radial Basis Function Neural Networks (RBFNN)</i>	31
<i>General Regression Neural Networks (GRNN)</i>	32
ANN Ensemble	34
Genetic Algorithm (GA)	35
Particle Swarm Optimization (PSO) Algorithm	37
Bacterial Foraging Optimization (BFO) Algorithm	39
HYBRID BIO-INSPIRED COMPUTING TECHNIQUES	39
BIO-INSPIRED COMPUTING TECHNIQUES IN ANTENNAS	40
ANN Applications in Antennas	40
<i>Microstrip Antenna Design using ANNs</i>	40
<i>Resonant Frequency Calculation using ANNs</i>	41
<i>ANNs for Other Antenna Parameter Calculations</i>	42
<i>Other Antenna Related Applications of ANNs</i>	43
Applications of Bio-Inspired Optimization Techniques in Antennas	44
Limitations of the Existing Bio-Inspired Computing Techniques	50
APPLICATIONS OF THE BIO-INSPIRED OPTIMIZATION TECHNIQUES IN FRACTAL ANTENNAS	51
CONCLUSION	54
DISCLOSURE	55
REFERENCES	55
CHAPTER 3 FRACTAL ANTENNAS	67
INTRODUCTION	67
SELECTED TYPICAL FRACTAL ANTENNAS AND THEIR FEATURES	69
Sierpinski Gasket Monopole Fractal (SGMF) Antenna	69
Sierpinski Carpet Fractal Antenna	70
Koch Curve Antenna	70
Hexagonal Fractal Antenna	70
Crown Square Fractal Antenna	71

Rectangular Sierpinski Carpet Based Fractal Antenna	71
Sierpinski-Koch Hybrid Fractal Antenna	71
Other Mathematical Fractal Geometries-Based Antenna	71
FRACTAL ANTENNAS DEVELOPED IN THE PRESENT RESEARCH WORK	72
Miniaturized Crown Rectangular Fractal (CRF) Antenna	72
Tapered CRF Antenna	75
Miniaturized Crown Circular Fractal (CCF) Antenna	77
CONCLUSION	80
ACKNOWLEDGMENT	81
DISCLOSURE	81
REFERENCES	81
CHAPTER 4 DEVELOPMENT OF ANN MODELS FOR THE DESIGN OF FRACTAL ANTENNAS	84
INTRODUCTION	84
DEVELOPMENT OF ANN MODELS FOR FRACTAL ANTENNAS	85
ANN Model for Analysis of SGMF Antenna	86
Parameter Estimation of CRF Antenna using ANN Models	89
ANN ENSEMBLE MODELS FOR FRACTAL ANTENNAS	93
ANN Ensemble Model for Tapered CRF Antenna	93
ANN Ensemble Model for CCF Antenna	98
CONCLUSION	101
DISCLOSURE	102
REFERENCES	102
CHAPTER 5 DEVELOPMENT OF HYBRID BIO-INSPIRED COMPUTING ALGORITHMS FOR DESIGN OF FRACTAL ANTENNAS	106
INTRODUCTION	106
DESIGN OF SGMF ANTENNA USING BIO-INSPIRED COMPUTING TECHNIQUES ...	108
Parameters of the Proposed Optimization Models for SGMF Antenna	109
Results of the Proposed Optimization Models for SGMF Antenna	110
GA-ANN HYBRID MODEL FOR SGMF ANTENNA DESIGN	114
BFO-ANN ENSEMBLE HYBRID ALGORITHM TO DESIGN TAPERED CRF ANTENNA FOR ISM BAND APPLICATIONS	115
Experimental Results of Tapered CRF Antenna	121
PSO-ANN ENSEMBLE HYBRID MODEL TO DESIGN CCF ANTENNA FOR WLAN APPLICATIONS	123
Experimental Results of CCF Antenna	126
CONCLUSION	127
ANNEXURE 5.1: BFO-ANN ENSEMBLE HYBRID ALGORITHM CODING DESIGN STEPS	129
Part -1 ANN Ensemble coding Steps	129
Part -2 BFO - ANN Ensemble Hybrid Algorithm Coding Steps	129
DISCLOSURE	130
REFERENCES	131
CHAPTER 6 CONCLUSION AND FUTURE SCOPE	134
CONCLUSION	134
FUTURE SCOPE	135
GLOSSARY	137
LIST OF ABBREVIATIONS	137
SUBJECT INDEX	35;

FOREWORD

The book “FRACTAL ANTENNA DESIGN USING BIO-INSPIRED COMPUTING ALGORITHMS” is a Ph.D. research work based on low-cost optimized fractal antennas in order to meet the challenging requirement of compact antennas in wireless and medical applications. The objectives of this research work are mainly based on these three folds: development, optimization and experimentation of fractal antennas for low-power applications.

The book has been written in a logical and comprehensive manner with a detailed explanation of the design and methodology adopted. I am confident that this book will be of immense use to the researchers pursuing research in the domain of antenna design and optimization.

Ananta Lal Das
Society for Applied Microwave Electronics Engineering
and Research (SAMEER Ministry of Electronics and IT
Mumbai, Govt. of India

PREFACE

The demand of the compact antennas is increasing continuously due to the requirement for reduced-size wireless communication devices. The use of fractal geometry for the design of small-size antennas is a modern trend. As closed-form expressions do not exist for fractal antennas, alternative methods of designing fractal antennas are needed. The use of bio-inspired computing techniques like Artificial Neural Network (ANN), Genetic Algorithm (GA), Particle Swarm Optimization (PSO), and Bacterial Foraging Optimization (BFO) is very appropriate in such cases. In the presented research work, these techniques have been used for parameter estimation and design optimization of fractal patch antennas. Therefore, the presented research works confine the fractal antennas & bio-inspired computing techniques to provide cost-effective & efficient solutions. An extensive literature survey is carried out to understand the concept of fractal antennas, their features and design approaches. Also, a number of research papers are reviewed on the applications of bio-inspired computing techniques for antenna design, especially fractal antenna design. The extracts of the literature survey presented in the book highlight these important issues.

Many fractal antenna geometries suitable for medical and communication applications have been proposed in the presented research work. The IE3D software has been used to simulate various fractal antennas, and the simulation results are obtained to analyze the performance of the selected antennas. The desired features are assessed from the S_{11} plots, gain plots and radiation patterns which are validated with experimental and analytical findings. The multilayer perceptron neural network, radial basis function neural network, and generalized regression neural network models are developed to estimate various parameters of the proposed fractal antennas. The performance of various ANN models has also been compared in order to find optimally suitable models. The use of ANN ensemble models for the design of fractal antennas is also explored, and it has been found that the ANN ensemble approach is better than the traditional ANN model approach. The different methods of developing ANN ensemble models are also presented. The bio-inspired computing techniques based on GA, PSO and BFO are developed to find the optimal design of the proposed fractal antennas for the desired applications. The performance comparison of the various bio-inspired computing techniques is also carried out to select the best algorithm. The use of ANN models as an objective function of optimization algorithms is also enumerated to design the presented fractal antennas. It has been observed that the developed bio-inspired computing techniques provide accurate solutions with a very small computational cost. The performance of the designed antennas is validated by fabricating prototypes and then performing experimental testing. The simulated results are compared with the experimental results, and good matching of simulated and experimental results is observed in almost all cases. The obtained results are also compared with the previously published results to validate the presented designs. The research work has resulted in the design of the fractal antennas having many desirable features like size reduction characteristics, enhanced gain, and improved bandwidths

This book contains six chapters which present the outcomes of the above-described research work.

Balwinder S. Dhaliwal

National Institute of Technical Teachers
Training and Research Chandigarh
India

Suman Pattnaik

Sri Sukhmani Institute of Engineering
and Technology Dera Bassi Punjab
India

&

S. S. Pattnaik

National Institute of Technical Teachers
Training and Research Chandigarh
India

ACKNOWLEDGEMENT

The authors would like to thank IKG Punjab Technical University, Jalandhar, for providing the opportunity to publish this work.

CHAPTER 1

Recent Advances in The Design and Analysis of Fractal Antennas

Abstract: Microstrip patch antennas mainly draw attention to low-power transmitting and receiving applications. These antennas consist of a metal patch (rectangular, square, or some other shape) on a thin layer of dielectric/ferrite (called a substrate) on a ground plane. Microstrip antennas have matured considerably during the past three decades, and many of their limitations have been overcome. As the size of communication devices is decreasing day by day, the demand for miniaturized patch antennas is growing. Many methods of reducing the size of antennas have been developed in the past two decades. The recent trend in this direction is to use fractal geometry. The design of an antenna for a specific resonant frequency requires the calculation of the optimal value of various dimensions. This is a hard task for fractal antennas because the accurate mathematical formulas leading to exact solutions do not exist for the analysis and design of these antennas. The use of bio-inspired computing techniques is gaining momentum in antenna design and analysis due to rapid growth in the computational processing power, and the main techniques are Artificial Neural Network (ANN), Genetic Algorithm (GA), Particle Swarm Optimization (PSO), Bacterial Foraging Optimization (BFO), and Swine Influenza Model-based Optimization (SIMBO), *etc.* In the area of antenna design, the ANNs are employed to model the relationship between the physical and electromagnetic parameters. The trained ANNs are effectively used for the analysis and design of various types of antennas. Bio-inspired optimization techniques have been used by researchers to calculate the optimal parameters of various patch antennas and for the size optimization of antennas. Also, the hybrids of ANN and optimization techniques are proposed as effective algorithms for many applications, especially when the expressions for relating the input and output variables are not available. The presented research has addressed these recent topics by designing miniaturized fractal antennas using bio-inspired computing techniques for various low-power applications, thus, providing cost-effective and efficient solutions.

Keywords: Fractal antenna, Miniaturized antennas, Multiband antennas, Sierpinski gasket, Ultra wide band antenna.

INTRODUCTION

Antennas are used in almost all electronic devices used for wireless communication. These communications include direct person-to-person communications, communication through base station/Satellite, wireless networks

like Wireless Local Area Networks (WLAN), *etc.*, and entertainment communications. The quality and efficiency of these communications largely depend on the efficient antenna design. Also, the size of communication devices is decreasing day-by-day, which dictates a very small space for fitting antennas. Therefore, miniaturized antennas are a need of the day [1, 2]. Another requirement is the design of wide-band antennas because most of the communications transfer data with complex signals composed of voice, data, images and video. The fractal antennas have the capability of miniaturized, multiband and wideband performance [3 - 6]. Also, bio-inspired optimization algorithms have the potential to provide better-quality results with reduced computation costs [7]. So, the motivation of the presented research work is to use the fractal geometry concept to provide solutions to the requirement of multiband, miniaturized and enhanced gain antennas for medical and communication applications and to use bio-inspired computing techniques to obtain the optimized fractal antennas to address the issues of antenna requirements.

ANTENNAS FOR COMMUNICATION APPLICATIONS

The antennas are the most important part of wireless communication systems. The resonant behavior of the antenna has a large effect on the communication system's performance. Most of the wireless communication applications, like Bluetooth, Wireless-Fidelity (Wi-Fi), *etc.*, work in Industrial, Scientific, and Medical (ISM) bands. The ISM bands cover frequency ranges 902-928 MHz, 2400-2484 MHz and 5725-5850 MHz, which can be used without end-user licenses. The advantage of being in the category of unlicensed bands is that there is a great scope for the development of consumer and professional products which is considered to be an important step towards the development of wireless computing, mobile internetworking, or multimedia applications. These bands have various types of applications like Bluetooth, Radio Frequency Identification (RFID), Wi-Fi, WLAN and Worldwide Interoperability for Microwave Access (WiMAX) [1]. There are two types of approaches to designing a system operating at multiple frequencies: the conventional technique using multiple single-band antennas, each intended for only one of the multiple discrete frequency bands, or a single multi-band antenna designed to handle all discrete frequency bands, *e.g.*, a fractal antenna. Another important aspect of antenna design for communication applications is to develop miniaturized antennas, *i.e.*, antennas with reduced dimensions. The miniaturization of antennas helps in designing compact wireless communication devices [2]. The bandwidth of conventional microstrip antennas is very small, so bandwidth enhancement techniques are also very essential in antenna design. There are several methods of increasing bandwidth, and the use of fractal geometry is the latest trend to achieve this [3]. The design of antennas suitable for Multi Input Multi Output (MIMO) systems is also attracting the attention of antenna designers because this technology enhances the data transmission capacity and reduces multipath fading effects [4]. The design of

wearable antennas, which are flexible enough that these can be bent, crumpled, and folded, is also another recent trend. These antennas are generally stitched as part of clothes and are used for many applications such as military, health monitoring activities, telemedicine, sports, tracking, *etc* [5]. The main challenge in designing wearable antennas is to find appropriate fabrics and polymers which can be employed as flexible substrate materials. The other important challenges are the design of antennas having high gain [6] and circular polarization [7].

ANTENNAS FOR MEDICAL APPLICATIONS

Antennas for medical applications have been widely investigated and reported in the recent past. The recent applications are typically in the field of information transmission, such as RFID / wearable or implantable antennas, in diagnoses such as Magnetic Resonance Imaging and microwave computed tomography/radiometry, and also wireless telemedicine / mobile health systems. Applications are also reported in thermal therapy (hyperthermia, coagulation, *etc.*) and microwave knife [8]. Most modern Implantable Medical Devices (IMD) help in establishing a communication link between the implant and external devices behaving as a telemetry system. This communication link can be used to temporarily or permanently program the operating parameters of the IMD, to retrieve both real-time and stored physiological data, and to enquire about the IMD system status and therapy history. Several techniques aiming at creating a physical channel have been developed for IMD telemetry, namely static magnetic field coupling, reflected impedance coupling and Radio-Frequency (RF) propagation. Recently, RF transmissions have received increased attention because of their higher data rates and ability to communicate over long distances between the IMD and the external device [9]. For medical data telemetry, the Medical Implant Communication Service (MICS) band (402-405 MHz) was established by the Federal Communications Commission (FCC) in 1999, and the ISM frequency bands are also available. However, most of the transceivers make use of the MICS and 2400 MHz ISM bands [10]. Hence, by providing communication of the sensor with external equipment, antennas find a major role in medical systems. Small size and high radiation efficiency are the main challenges faced by antenna designers for medical applications. Other than these, some other issues like impedance matching, low-power requirements, and biocompatibility with the body's physiology, directivity, lobe control, *etc.*, are also considered while designing antennas [11, 12].

LIMITATIONS OF EXISTING ANTENNA SYSTEMS

The limitations of existing antennas used in medical and communication applications are as follows:

Bio-inspired Computing Techniques and their Applications in Antennas

Abstract: This chapter is dedicated to bio-inspired computing techniques and their applications in antennas. The working principles of ANN, ANN Ensemble, GA, PSO, and BFO are described, and some hybrid bio-inspired computing techniques are also discussed. The literature survey related to the applications of bio-inspired computing optimization techniques in antennas is given in this chapter. The limitations of the existing bio-inspired computing techniques are highlighted. The existing applications of bio-inspired computing techniques in fractal antennas are also reviewed in this chapter.

Keywords: Bacterial foraging optimization, Fractal antenna, Genetic algorithms, Particle swarm optimization, Sierpinski gasket.

INTRODUCTION

Many bio-inspired computing techniques have been proposed by researchers in the past two decades that imitate genetic evolution, the human brain or the behavior of biological individuals in the natural world. Bio-inspired computing can tolerate uncertainty, vagueness, partial truth, and approximation. The bio-inspired computing techniques make use of these tolerances to achieve tractability, robustness and low solution cost [1]. A precise analytical model is required in traditional computing; the computation time is generally very large. Also, in most of the cases, the analytical models are applicable to ideal situations, and real-world problems exist in non-ideal conditions. Bio-inspired computing techniques are a group of methods spanning several areas that come under different categories in artificial intelligence. Despite the fact that some of these algorithms are new, they have been used effectively in many optimization problems with several constraints [1]. The main constituents of bio-inspired computing techniques are ANN, GA, PSO, BFO, and SIMBO. At present, these techniques are fundamental to many antenna design solutions and have shown great promise in tackling the growing requirements of antenna engineering for improved performances, reduced size, and overall cost [2, 3]. The bio-inspired computing techniques have resulted in many useful and non-intuitive antenna

design solutions and, in most of the cases, these techniques have outperformed the traditional methods. Another important reason for the suitability of bio-inspired computing techniques is that antenna synthesis and optimization problems frequently involve many parameters and a very large number of possibilities, thus making exhaustive searches impractical. The use of these techniques for fractal antennas' design is very suitable because of the non-availability of exact mathematical expressions for these antennas [3, 4].

BIO-INSPIRED COMPUTING TECHNIQUES

This section describes the working of the important constituents of the soft computing algorithm.

Artificial Neural Network (ANN)

ANNs have been employed for analysis and prediction in almost all disciplines of engineering as these can model non-linear systems very efficiently. The use of ANN models for the analysis and design of microstrip antennas is widely accepted. This is obvious from the growing count of research/academic journals' publications in this field. ANNs have been used for the analysis of antennas, synthesis of antennas, parameter estimation, *etc.*, as discussed in the following sections.

The ANNs are computational models inspired by biological neural networks. The ANNs can process information like the human brain to attain, gather and exploit experimental knowledge. ANNs are used to find patterns in data or to model complex relationships between inputs and outputs [1]. The basic computational unit of the ANN is the neuron. The ANNs are massive parallel structures of neurons arranged in the form of layers having interconnections between them. The neurons are of three types: (i) input neurons which receive inputs from the outside world, (ii) hidden neurons which receive inputs from other neurons and whose outputs are inputs for other neurons in the network, and (iii) output neurons whose output is supplied to the outside world [2]. The connecting branches of the neurons have the associated connection strength parameters which are known as the weights. The design of the ANN involves the training of the network for the specific application. During training, an input-output data set is used to adjust the weights so that the ANN produces the correct output for the input applied [4]. Once the network is successfully trained, it can be used for predicting outputs for unknown inputs.

There exist different types of ANNs, which are constructed by using different kinds of interconnections and various types of neurons. The most common type of ANN is feed-forward neural networks in which the information flows in the

forward direction only, *i.e.*, there is no feedback connection. The three important forms of feed-forward ANNs are Multi-Layer Perceptron Neural Networks (MLPNN), Radial Basis Function Neural Networks (RBFNN), and General Regression Neural Networks (GRNN) [1]. These three forms are very popular in the field of antennas.

Multi-Layer Perceptron Neural Networks (MLPNN)

MLPNN is a widely used neural network structure in antenna applications. It consists of multiple layers of neurons that are connected in a feed-forward manner [4]. The base structure of an MLPNN is shown in Fig. (2.1), which depicts that the network has K layers. The first layer is the input layer, and the last layer (K^{th} layer) is the output layer. The other layers, *i.e.*, layers from 2 to $K-1$, are hidden layers. Each layer has a number of neurons [5]. In the input and output layers, the numbers of neurons are equal to the number of inputs and outputs, respectively. The neurons in the hidden layers are selected using a trial-and-error process, so that accurate output is obtained. Each neuron processes the inputs to produce output using a function called the activation function.

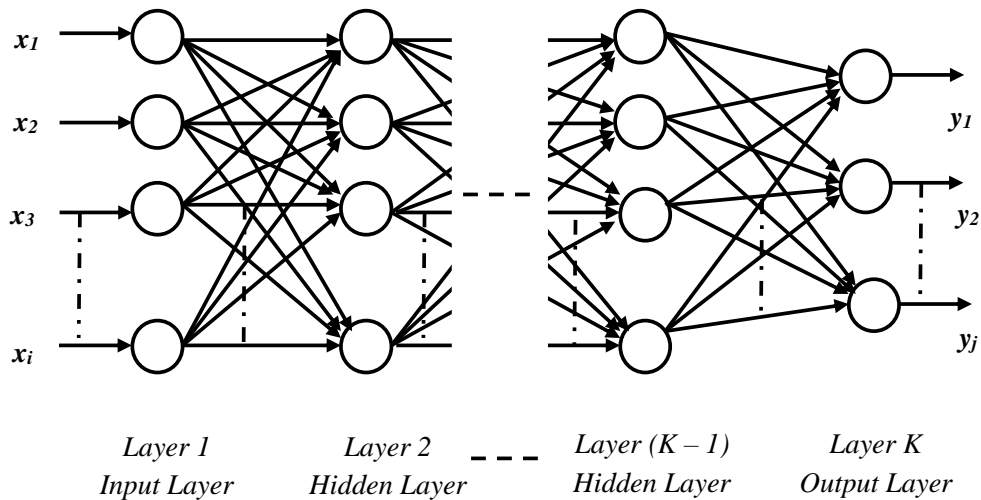


Fig. (2.1). Basic Structure of MLPNN [6].

The input neurons normally use a relay activation function and simply relay (pass) the external inputs to the hidden layer neurons. The most commonly used activation function for hidden layer neurons is the sigmoid function defined as in the equation given below [2]:

Fractal Antennas

Abstract: This chapter discusses fractal geometry concepts and fractal antennas. Selected fractal antennas and their features are described, and all the designed fractal antennas are introduced in this chapter. The important features like miniaturization & multiband operation of the designed fractal antennas are highlighted, and their applications are also discussed.

Keywords: Crown fractal antenna, Fractal antenna, Miniaturized antenna, Sierpinski gasket.

INTRODUCTION

The term ‘fractal’ is used to represent a class of geometry with unique properties. This term was originally employed by Mandelbrot to describe recursively generated self-similar geometric shapes [1]. The shape of fractal structures is similar at different scales, *i.e.*, the subparts of the overall geometry are similar to the overall global shape. Due to this property, the fractal shapes are called self-similar shapes [2]. Another important property of fractal geometries is the space-filling property, which means the possibility to enclose an infinitely long curve in a finite area [3] *e.g.*, a surface with a very large perimeter can be enclosed in fractal loops.

Another important property of fractal shapes is the fractional dimensions, *i.e.*, the dimensions of the fractal geometry are not whole numbers but fractional numbers [1]. The self-similarity property of fractals states that the fractional dimension (*Dim*) of fractal geometry is calculated by the equation given below [4]:

$$Dim = \frac{\log(M)}{\log(s_d)} \quad (3.1)$$

where M represents the number of similar copies of fractal geometry and s_d is the inverse of the scaling down ratio of fractal geometry, which is calculated as $1/s_d$ [5, 6].

Many fractal shapes are generated by applying repetitive procedures, such as multiple reduction copy machine algorithm [7] or by using an IFS [8]. In these repetitive algorithms, a starting base shape named ‘Initiator’ is selected, and another shape named ‘Generator’ is copied a number of times at various locations, scaling ratios and orientations, to achieve the end geometry [7]. Ideally, fractal geometries are designed by iterating an infinite number of times, however, practically, few starting geometries (also called pre-fractals) are considered [9]. The repetitive designing technique is shown in Figs. (3.1 and 3.2) for two different geometries. Fig. (3.1) shows the repetitive procedure for the implementation of the Sierpinski gasket geometry. The initiator triangle is replicated at different scales and shifted to form the various iterations. Each triangle is replaced with the three small triangles arranged as shown in Fig. (3.1). The repetitive-designing procedure for the Minkowski Island fractal shown in Fig. (3.2) involves the replacement of each straight line of the structure by the generator shape.

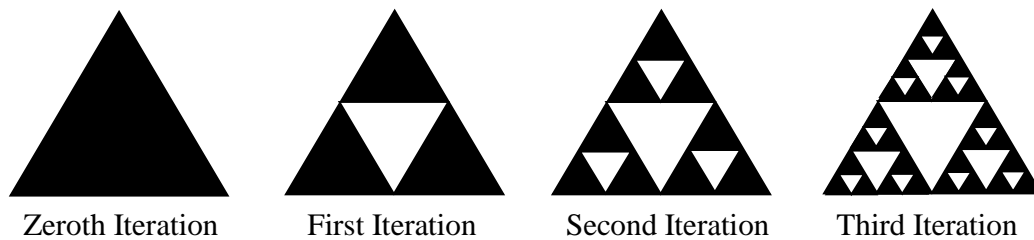


Fig. (3.1). Development of Sierpinski Gasket Geometry (Reprinted from the Springer Nature: Neural Computing and Applications, Performance Comparison of Bio-Inspired Optimization Algorithms for Sierpinski Gasket Fractal Antenna Design, Dhaliwal, B.S. and Pattnaik, S.S. © 2016).

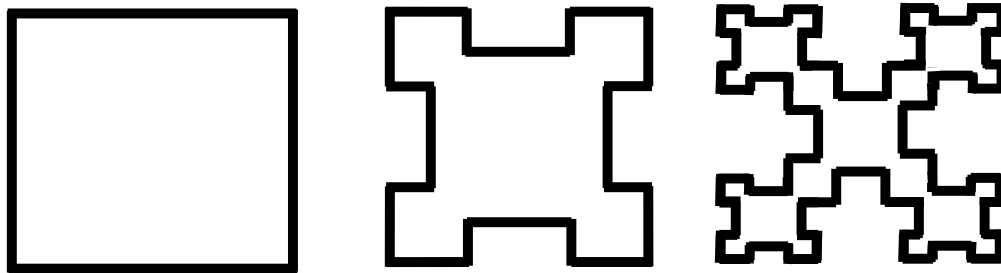


Fig. (3.2). Development of Minkowski Island Fractal Geometry [9].

Fractal geometries have been used in antenna structures to extend antenna design concepts beyond Euclidean geometry [6]. The fractal antennas are antennas in which the fractal geometry concepts are used to design the radiating shapes [10]. The properties of fractal geometries result in a number of advantages in antenna design. The space-filling property of fractal shapes leads to the fitting of very long

electrical lengths into compact physical spaces. This results in the miniaturization of antennas [9]. The self-similar property of fractals means that various segments of the structure are like the other parts but at different scales. This leads to the multiband behaviour of antennas [11]. The fractional dimensions of the fractals are considered an important mathematical property [12]. In self-similar shapes, the variation of the scale ratio results in changed fractal dimensions of the geometry [5]. There exists a direct relationship between antenna characteristics and variation of dimensions [6]. This property is used for tuning fractal antennas for desired frequencies. The other advantages of fractal antennas include enhanced bandwidth, improved gain and directivity, and better efficiency [13, 14].

SELECTED TYPICAL FRACTAL ANTENNAS AND THEIR FEATURES

Some of the popular fractal antennas are introduced in this section. The electromagnetic behaviour and important features are also described to highlight the potential/advantages of the fractal antennas.

Sierpinski Gasket Monopole Fractal (SGMF) Antenna

The most popular fractal antenna is an antenna based on a fractal shape named as Sierpinski triangle. This fractal shape, also called the Sierpinski gasket, was proposed in 1915 by a Polish mathematician named Waclaw Sierpinski. This fractal shape is used to design a monopole antenna by Puente-Baliarda *et al.* [7], and the fractal antenna is named as the SGMF antenna. The first four iterations of the Sierpinski gasket are shown in Fig. (3.1). The starting shape, *i.e.*, the zeroth iteration, is an equilateral triangle from which the first iteration gasket is constructed by subtracting the central inverted triangle. After the subtraction, three equal-sized triangles remain on the structure, each one being half of the size of the original. So, the first iteration shape is a self-similar structure and each one of its three main parts has exactly the same shape as the whole object but is reduced by a factor of two. Each triangle of the first iteration geometry is replaced by three small size rectangles to obtain the second iteration and similarly, this iterative procedure is carried out further to obtain the next iterations [7].

The SGMF monopole antenna is constructed by printing the Sierpinski gasket on a substrate and then mounted over a conducting surface perpendicular to the plane of the printed substrate, which acts as a ground plane. This arrangement is similar to a monopole feeding structure. The geometry is excited by a coaxial signal source from the reverse side of the ground plane.

The SGMF antenna is a self-similar structure and this property is also observed in its S_{11} results and the radiation patterns [7]. This antenna has a multiband performance, and the number of bands depends on the number of iterations n . The

Development of ANN Models for the Design of Fractal Antennas

Abstract: In this chapter, the development of ANN models for the design of proposed fractal antennas is explained. The various parameters of the fractal antennas selected for ANN models are described. The ANN models are designed using feed-forward neural networks, namely MLPNN, RBFNN and GRNN. The performance comparison of different ANN models on the basis of different performance measures is also given. The design of ANN ensemble models for fractal antennas is introduced, and different techniques for developing ANN ensemble models are also discussed in this chapter.

Keywords: ANN, ANN ensemble, Crown fractal antenna, Fractal antenna, Miniaturized antenna.

INTRODUCTION

ANNs have been used for the design of microstrip patch antennas by a number of researchers. ANNs are applied by Mishra and Patnaik [1] and Turker *et al.* [2] to design rectangular patch antennas. ANN coupled with GA is used by Panda *et al.* [3] and Khuntia *et al.* [4] for designing rectangular microstrip antennas on thick substrates. Kumar *et al.* [5] presented the use of ANN for parameter estimation of a multislot rectangular microstrip antenna. The use of a PSO-driven RBFNN to design an equilateral triangular microstrip antenna is presented by Chintakindi *et al.* [6]. A circularly-polarized square microstrip antenna is designed by Wang *et al.* [7]. ANN is used by Siakavara [8] to design a circular microstrip ring antenna for multi-frequency operation. The application of ANN for designing a rectangular microstrip ring antenna with proximity-coupled feed is proposed by Manh *et al.* [9]. An application of ANN for the design of an inset-fed rectangular microstrip antenna is discussed by Vilovic *et al.* [10]. The design of a circular microstrip antenna using ANN is presented by Gultekin *et al.* [11]. Bose and Gupta [12] have presented an ANN model based on RBF and a back-propagation algorithm to design aperture-coupled microstrip antennas.

ANNs are also used to estimate the resonant frequencies of microstrip antennas. Devi *et al.* [13] and Khuntia *et al.* [14] used ANNs to calculate the resonant freq-

uency of different rectangular microstrip patch antennas. Pattnaik *et al.* [15] presented an ANN model to compute the resonant frequency of a single-shorting post-tunable rectangular microstrip-patch antenna. The resonant frequency of a rectangular microstrip antenna with and without an air gap is calculated using ANN by Tighilt *et al.* [16]. ANN models are used by Can *et al.* [17] for estimating the resonant frequencies of a dual-band equilateral triangular microstrip antenna. Yu-Bo *et al.* [18] presented the use of an ANN ensemble for modeling the resonant frequency of a rectangular microstrip antenna. The ANN models have also found a number of applications in estimating parameters other than the resonant frequencies. Hettak and Delisle [19] used ANN to calculate the radiation efficiency of a rectangular microstrip patch antenna. Neog *et al.* [20] designed a tunnel-based ANN model for the parameter calculation of a wideband microstrip antenna. The input impedance of a loop antenna is predicted by Kim *et al.* [21] by using the ANN models. Panda *et al.* [22] used ANN to speed up FDTD calculations to evaluate the input impedance of a stacked microstrip patch antenna. The feed point of a circular microstrip antenna is estimated with the help of the RBFNN model by Vilovic and Burum [23]. An application of the RBFNN model to analyze the bandwidth of a slot-loaded triple-band patch antenna is proposed by Aneesh *et al.* [24]. The use of ANNs for the analysis and design of antenna arrays has been reported by various researchers. Pattnaik *et al.* [25] proposed an ANN-based approach to locate the faulty elements in antenna arrays. The optimization of energy parameters of antenna arrays using the ANN is proposed by Bashly and Popovskii [26]. The side-lobe reduction of an antenna array is achieved by Lee *et al.* [27] using an ANN-based automatic converging scheme. Vakula and Sarma [28] proposed the use of the RBFNN model for the diagnosis of planar antenna arrays from far-field radiation patterns. Zaharis *et al.* [29] presented ANN models for adaptive beamforming of antenna arrays. The use of RBFNN for directivity estimations of arrays of short dipoles is presented by Mishra *et al.* [30].

The above applications of ANNs in microstrip antennas' analysis and design show that the ANNs are very suitable in this field. The applications of ANNs for the parameter estimation of fractal antennas are developed in the presented research work and are described in this chapter.

DEVELOPMENT OF ANN MODELS FOR FRACTAL ANTENNAS

As compared to the traditional patch antennas, the fractal antenna patch shapes are complex, and the mathematical formulas for the analysis and design of these antennas do not exist. ANNs are suitable choices for fractal antennas because development of analytical methods is challenging for new structures, numerical modeling methods are computationally expensive, and empirical models have

limited range and accuracy [31]. The following sections describe the ANN models developed for the analysis and design of fractal antennas designed in this research work. The input and output parameters of the ANN model depend on the fractal shape as well as on the relationships to be modeled. Three feed-forward ANN types, namely MLPNNs, RBFNNs, and GRNNs, are considered in the presented work.

ANN Model for Analysis of SGMF Antenna

The SGMF antenna has been explored most widely than any other fractal antenna since its presentation in 1998 by Puente-Baliarda *et al.* [32]. The development of the first four iterations is shown in Fig. (4.1). This antenna is a multiband antenna, and the number of bands depends on the number of iterations n [32]. The zeroth iteration (base triangular shape) has only one resonance frequency. The first iteration antenna has two resonant frequencies and so on. The side length s of the antenna, ϵ_r , and h of the substrate also affect the resonant frequencies. So, the resonant frequencies f_r , depend upon the values of ϵ_r , h , s and number of iterations n .

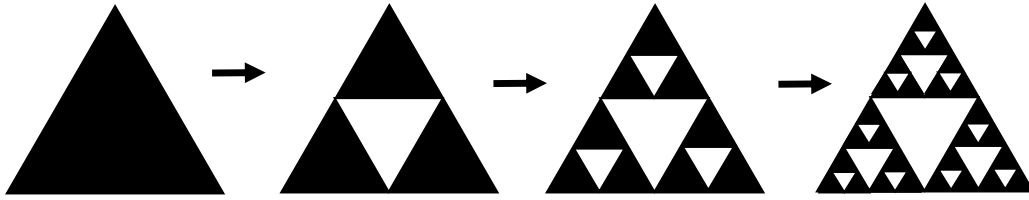


Fig. (4.1). First Four Iterations of SGMF Antenna (Reprinted from the Springer Nature: Neural Computing and Applications, Performance Comparison of Bio-Inspired Optimization Algorithms for Sierpinski Gasket Fractal Antenna Design, Dhaliwal, B.S. and Pattnaik, S.S. © 2016).

A closed-form expression for estimating the resonant frequency f_r of this antenna is also proposed by Puente-Baliarda *et al.* [32], which is first modified by Song *et al.* [33] and then by Mishra *et al.* [34]. The latest expression is given below in equation (4.1):

$$f_r = \begin{cases} (0.15345 + 0.34\rho x) \frac{c}{H_e} (\xi^{-1})^n & \text{for } n = 0 \\ 0.26 \frac{c}{H_e} \delta^n & \text{for } n > 0 \end{cases} \quad (4.1)$$

where H_e is effective height of the largest Sierpinski gasket defined by $H_e = \frac{\sqrt{3}s_e}{2}$,

Development of Hybrid Bio-inspired Computing Algorithms for Design of Fractal Antennas

Abstract: One of the novel contributions of this book is the development of hybrid bio-inspired computing algorithms for the design of fractal antennas. This work is presented in this chapter. The hybrid algorithms are developed to design the proposed fractal antennas for desired frequencies. The performance comparison of bio-inspired computing algorithms for the design of a multiband Sierpinski Gasket fractal antenna is also explained. The development of various hybrid algorithms like the GA-ANN hybrid Algorithm, BFO-ANN ensemble hybrid Algorithm, and PSO-ANN Ensemble hybrid Algorithm is explained. The use of ANN models as objective functions of optimization algorithms is discussed in this chapter. This chapter also deals with the experimental testing and validation of the developed fractal antennas. The photographs of the fabricated antennas and the experimental results are included. The comparison of the simulated results and experimental results is discussed. The suitability of the designed antennas for different applications is also highlighted in this chapter.

Keywords: Bacterial foraging optimization, Crown fractal antenna, Fractal antenna, Genetic algorithms, Miniaturized antenna, Particle swarm optimization, Sierpinski gasket.

INTRODUCTION

One of the challenging points in designing an antenna for a given frequency is to determine the required accurate dimensions of the antenna [1]. In fractal antennas, the radiating patches use complex geometries with many parameters, so the method used to determine the dimensions must consider all the geometry parameters. Also, the closed-form expressions do not exist, and the development of analytical methods is extremely difficult for complex fractal geometries of antennas. The numerical modeling methods are computationally expensive, and empirical modeling solutions have limited range and accuracy. In such cases, the use of bio-inspired optimization algorithms is very suitable [2, 3]. In the last decade, there has been exponential growth in the use of artificial intelligence techniques like ANN, fuzzy logic systems and bio-inspired optimization techniques in the designing of antennas [4 - 8]. The two most popular bio-inspired optimization algorithms: GA and PSO have been applied by a few researchers for

the optimization of fractal antennas in recent years [9 - 13]. But, the application of another popular bio-inspired optimization algorithm, the BFO algorithm, in the field of fractal antennas is not investigated yet.

Literature shows that the initial work in the domain of optimization of fractal wire antennas is proposed by Werner *et al.* [11]. Pantoja *et al.* [14] proposed the optimization of fractal shapes such as the Delta, Koch, and Sierpinski-types using a multi-objective GA. A procedure for designing Sierpinski gasket and Koch monopole fractal antennas for user-defined frequencies using ANN and the PSO technique is presented by Anuradha *et al.* [10]. Pantoja *et al.* [12] applied a multi-objective GA algorithm to the design of wire fractal antennas optimizing their bandwidth and efficiency while reducing their resonant frequencies. Azaro *et al.* [15] described the design of a Koch-like fractal miniaturized monopole antenna for ISM-band application by optimizing the fractal geometry and the segment widths through a PSO algorithm. A PSO-based approach for the design and optimization of a triple-band fractal-eroded antenna has been described [16]. The synthesis of a miniaturized three-band planar antenna working in GSM and Wi-Fi frequency bands is described [17]. Lizzi and Massa [18] proposed a dual-band fractal monopole antenna based on a perturbed planar Sierpinski fractal shape suitable for LTE standards by means of PSO. An H-shaped fractal antenna is optimized by Weng and Hung [19] using the PSO algorithm for 2.45 GHz and 5.5 GHz WLAN applications. In bio-inspired optimization algorithms, a suitable objective function relating the variables to be optimized with the design variables is required. As the mathematical expressions are not available for fractal antennas, the use of the ANN model as an objective function is very appropriate in such cases [10, 20]. The use of ANN as an objective function of a GA for designing a rectangular microstrip antenna is described by Khuntia *et al.* [20]. The design of multiband fractal antennas using the PSO algorithm employing the ANN as an objective function is presented by Anuradha *et al.* [10].

The comparative analysis of different approaches available to solve a specific problem is important to find the best suitable algorithm for that application, and in the past, many researchers have compared the performance of different analytical and optimization algorithms for a variety of antennas. A comparison of different models to find the resonant frequencies of a rectangular microstrip antenna is proposed by Dearnley and Barel [1]. An analytical antenna model for chiral scatterers is compared with numerical and experimental data by Tretyakov *et al.* [21]. The application of GA and PSO for the phased array synthesis is compared by Boeringer and Werner [22]. The performance of optimized signal processing algorithms is analyzed for smart antenna systems by Gondal and Anees [23]. Pérez and Basterrechea [24] presented the performance of different heuristic optimization methods for radiation pattern estimation. The performance of BFO

and PSO algorithms for adaptive antenna array processing is compared by Datta and Misra [25]. Panduro *et al.* [26] compared the performance of three different evolution methods for the design of scannable circular antenna arrays. However, the comparative analysis of optimization algorithms for fractal antennas has not been explored yet.

In this chapter, the applications of bio-inspired computing techniques to design fractal antennas are described. The performance comparison of different methods on the basis of different metrics is also discussed. The development of hybrids of optimization algorithms and ANN is also presented. The standard method of validation of the performance of antennas designed using simulation software is by fabricating the prototypes of antennas and then experimentally measuring the various parameters. This chapter also presents the measured results of the prototypes of proposed antennas and compares them with the simulation results. The potential applications of the fabricated antennas are also discussed.

DESIGN OF SGMF ANTENNA USING BIO-INSPIRED COMPUTING TECHNIQUES

As discussed in Chapter 4, the latest updated expression to determine the frequency of SGMF antenna for a particular side-length s is proposed by Mishra *et al.* [27]. This formula, as shown in equation (5.1), predicts the value of f_r of the SGMF antenna for the given values of s , ϵ_r , h and n .

$$f_r = \begin{cases} (0.15345 + 0.34\rho x) \frac{c}{H_e} (\xi^{-1})^n & \text{for } n = 0 \\ 0.26 \frac{c}{H_e} \delta^n & \text{for } n > 0 \end{cases} \quad (5.1)$$

In equation (5.1), H_e denotes the effective height of the SGMF antenna, and it is calculated as $H_e = \frac{\sqrt{3}s_e}{2}$, s_e is the effective side-length of the SGMF antenna, and it is given by $s_e = s + \frac{h}{\sqrt{\epsilon_r}}$, c is speed of light, δ is scale ratio, and its value is 2 for antenna under consideration, ξ is defined as equal to $1/\delta$, ρ is equal to $\xi - 0.230735$, and x is defined as 0 for $n = 0$.

By putting the above values of H_e , s_e , c , δ , ξ , ρ , and x in equation (5.1), the simplified expression for calculating f_r of SGMF antenna is proposed in this thesis as equation (5.2):

$$f_r = \begin{cases} 53.157 \frac{\sqrt{\epsilon_r}}{h+s\sqrt{\epsilon_r}} 10^9 & \text{for } n = 0 \\ 90.067 \frac{2^n \sqrt{\epsilon_r}}{h+s\sqrt{\epsilon_r}} 10^9 & \text{for } n > 0 \end{cases} \quad (5.2)$$

Conclusion and Future Scope

Abstract: The conclusion drawn from the research work presented in the book, with some recommendations for future work, is presented in this chapter.

Keywords: ANN ensemble, Crown fractal antenna, Hybrid soft computing algorithm, Miniaturized antenna.

CONCLUSION

The presented research describes the development of fractal antennas suitable for low-power communication. The size reduction of the antennas is considered the main design parameter for selecting various geometries.

The fractal antennas developed to are: CRF antenna having size-reduction capabilities, tapered corner CRF antenna having enhanced bandwidth features in addition to size-reduction characteristics and CCF antenna having size-reduction characteristics. All the presented antennas have been analyzed on the basis of various antenna performance parameters like S_{11} , gain, radiation pattern plots, *etc.*, and acceptable performances are observed for desired applications.

The MLPNN, RBFNN and GRNN models have been developed for the estimation of various parameters of fractal antennas. The ANN model results are compared on the basis of different performance measures, and it is observed that the ANNs are very effective for fractal antenna analysis and design. The ANN ensemble models have resulted in further improved performances. The use of ANNs for fractal antennas has been found as an accurate and low-cost alternative to experimentation and lengthy simulation process. The ANN models have been developed to predict the required optimal dimensions of the fractal antenna for user-defined resonant frequencies, and to estimate other antenna parameters like S_{11} , gain, *etc.*

The GA, PSO and BFO-based algorithms are successfully employed for optimizing the fractal antennas to achieve desired specifications. The PSO algorithm has been found to be a better choice as compared to GA and BFO for designing an SGMF antenna. However, the GA-MLPNN hybrid model has further better performance than PSO for this design. A BFO-ANN ensemble hybrid model is designed to optimize tapered CRF antenna for ISM band applications. ANN ensemble models are employed as the objective function of GA and PSO algorithms to optimize the CCF antenna geometries for desired frequencies. It has been observed that the developed bio-inspired optimizing techniques are flexible, accurate and simple methods of designing fractal antennas for user-defined objectives.

The designed antennas are fabricated and tested with the calibrated measurement set-ups. The S_{11} results are obtained using the site-analyzer and the vector network analyzers. The gain measurements are also done for two fabricated antennas. The simulated results are compared with the experimental results, and a good matching of simulated and experimental results is seen. The proposed design approach based on ANN models, ANN ensemble models, bio-inspired optimization techniques and a hybrid of ANN and optimization techniques is validated by matching measured and simulated results.

So the presented research findings have contributed to the antenna design field by (i) new fractal antenna geometries having miniaturization and multiband features, (ii) ANN models to estimate fractal antennas parameters, (iii) ANN ensemble models for fractal antennas having improved performances as compared to single ANN models (iv) bio-inspired optimization algorithm based design approaches (v) hybrid approaches to design fractal antennas for desired applications and (vi) compact flexible fractal antenna geometry to meet the growing demand of wearable antennas.

Overall, this book has contributed to the development of new antennas for wireless applications and also a new method of antenna design and analysis for enhancing accuracy and efficiency.

FUTURE SCOPE

In the presented work, the antennas are optimized for a single optimization goal. In the future, the multi-objective optimization of the fractal antennas may be explored to optimize various antenna parameters simultaneously. The multi-objective optimization is useful, especially for designing multiband antennas. The design of the array of fractal antennas may be investigated in the future as the array results in enhanced performances compared to single antennas. Recently, the MIMO technology has attracted increased interest as it can improve the data

transmission capacity and decrease multipath fading. So, the design of fractal antennas suitable for MIMO systems is another potential area for future work. The new fractal geometries, especially hybrid fractal geometries, *i.e.*, the fractal geometries designed by combining two or more fractal geometries, may be explored for fractal antenna design. The fractal geometries are expected to have better performance than the conventional fractal shapes but are relatively complex. So, the benefit of these geometries may be explored if high-end computing facilities are available. The latest optimization techniques, *e.g.*, SIMBO, having improved performances, may be explored for the design and analysis of fractal antennas. It is expected that these latest optimization techniques will use less computational resources and generate better results. Also, the design of new optimization techniques more suitable for fractal antenna design can be undertaken.

GLOSSARY

- ANFIS** Adaptive Network-based Fuzzy Inference System
- ANN** Artificial Neural Network
- APE** Absolute Percentage Error
- BFO** Bacterial Foraging Optimization
- CCF** Crown Circular Fractal
- CPW** Co-Planar Waveguide
- CR** Coefficient of Correlation
- CRF** Crown Rectangular Fractal
- FCC** Federal Communications Commission
- FDTD** Finite-Difference Time-Domain
- GA** Genetic Algorithm
- GPS** Global Positioning System
- GRNN** General Regression Neural Networks
- IFS** Iterated Function System
- IMD** Implantable Medical Devices
- ISM** Industrial, Scientific, and Medical
- LTE** Long-Term Evolution
- MAE** Mean Absolute Error
- MAPE** Mean Absolute Percentage Error
- MEMS** Micro-Electro Mechanical System
- MICS** Medical Implant Communication Service
- MIMO** Multi Input Multi Output
- MLPNN** Multi-Layer Perceptron Neural Networks
- MoM** Method of Moments
- PSO** Particle Swarm Optimization
- RBF** Radial Basis Function
- RBFNN** Radial Basis Function Neural Networks
- RF** Radio-Frequency
- RFID** Radio Frequency Identification
- SGMF** Sierpinski Gasket Monopole Fractal
- SIMBO** Swine Influenza Model-based Optimization
- UWB** Ultra-Wide Band

VHF Very High Frequency

VSWR Voltage Standing Wave Ratio

Wi-Fi Wireless-Fidelity

WiMAX Worldwide Interoperability for Microwave Access

WLAN Wireless Local Area Network

WWAN Wireless Wide Area Network

SUBJECT INDEX

A

Absolute percentage error (APE) 110, 111
 Adaptive 41, 42, 54, 108, 110, 111
 antenna array processing 108
 network based fuzzy inference system (ANFIS) 41, 42, 54
 Affine transformation 70
 Algorithms 5, 37, 39, 41, 42, 43, 47, 48, 51, 54, 95, 96, 100, 107, 109, 110
 beam-forming 5
 learning 41
 least-squares 42
 memetic 47
 ANN 40, 42, 43, 44, 54, 85, 88, 135
 algorithms 44
 and optimization techniques 135
 applications 40, 43, 54, 85
 approach 44, 88
 methods 42
 principles 40
 ANN ensemble 35, 42, 101, 129
 members 35
 method 42, 101
 output 129
 Antenna(s) 3, 7, 11, 14, 15, 16, 18, 19, 29, 40, 44, 49, 68, 70, 84
 designing compact microstrip 11
 enhanced bandwidth 14
 equilateral triangular microstrip 40, 84
 flexible 11, 16, 19
 monopolar 13
 reflector 44
 ring dielectric resonator 44
 ring monopole microstrip 49
 shape 15, 18
 single-band 7
 single microstrip 7
 small 70
 structures 68
 synthesis 29
 systems 3

thin 44

Artificial neural networks 29, 89, 90, 91, 92, 102, 130

B

Bandwidth 6, 7, 9, 10, 11, 13, 14, 15, 16, 18, 19, 42, 43, 49, 76
 analysis 43
 broad 6, 7
 wide 8, 11
 Behavior 6, 7, 12, 17, 28, 39, 70
 broadband 7
 dual band 6
 harmonic 70
 BFO 39, 40, 107, 115, 116, 128, 135
 algorithm 39, 40, 107, 115, 116, 128
 based algorithms 135
 Bio-inspired 28, 114
 algorithms 114
 computing 28

C

CCF antenna 77, 78, 80, 98, 99, 100, 101, 102, 123, 125, 126, 127, 134, 135
 geometries 77, 78, 80, 135
 resonating 123
 results 125
 Circuit 12, 15
 rectifier 15
 Coefficients, hybridization 47
 Communication devices 1, 2
 Co-planar waveguide (CPW) 7, 9, 11, 13, 18, 19, 20, 45, 52, 76
 CRF antenna 72, 74, 75, 89, 90, 115, 119, 121, 134
 designed 75
 designed optimal tapered 119
 Crown rectangular fractal (CRF) 19, 72
 CST software 14

E

Electrical conductivity 12
Electromagnetic behaviour 5, 69
Elements 6, 17
 designed reflectarray 17
 fractal screen 6
 miniaturized reflectarray 17
 monopole 17
Elimination-dispersal probability 116

F

Federal communications commission (FCC) 3
Feeding techniques 40
Finite-difference time-domain (FDTD) 42, 45, 46
Fitness values 36, 39, 45
Fractal 6, 7, 8, 9, 10, 11, 15, 53, 107
 monopolar antenna 9
 monopole antennas 7, 8, 11, 15, 53
 patch antenna 8, 9, 10
 slots 15
 wire antennas 6, 107
Fractal antenna 7, 51, 134
 analysis 134
 double band 7
 geometries 51
Fractal geometries 4, 5, 6, 7, 8, 9, 10, 11, 12, 15, 18, 52, 67, 71, 80, 136
 diverse 52
 hybrid 15, 136
Functions 30, 31, 32, 40, 49, 109, 114
 benchmark 49
 joint probability density 32
 mutation 109, 114
 sigmoid 30

G

GA and PSO techniques 50
GA-based 44, 51
 approach 51
 methods 44
Gaussian function 31
General regression neural networks (GRNN)
 30, 32, 33, 84, 86, 87, 88, 89, 90, 93, 94, 95, 98, 99, 102

Genetic algorithm (GA) 1, 28, 35, 36, 39, 40, 41, 44, 45, 46, 47, 50, 51, 52, 54, 106, 107, 111, 114, 135
Global positioning system (GPS) 8
GPS frequency bands 52

H

Heuristic optimization methods 107

I

Implantable medical devices (IMD) 3
ISM-band application 51, 107
Iterated function system (IFS) 6, 53, 68

K

Koch monopole antenna 53, 70

L

Load(s) 51
 inductive-capacitive 51
 sensitivity, reduced 51
Low-cost fabrication 19
LTE communications 53

M

Machine learning approach 49
Magnetic fields 50
Mathematical fractal geometries 4
MATLAB-based code 53
Mean absolute error (MAE) 88, 91, 92, 93, 101
Medical implant communication service (MICS) 3, 46
Memory, hetero-associative 43
MEMS-switched frequency-reconfigurable antenna 43
Methods 41, 88, 111
 hybrid 41
 theoretical 88, 111
MHz ISM bands 3
Micro-electromechanical System 7
Microstrip 1, 8, 11, 40, 41, 43, 44, 46, 49, 50, 54, 71, 84, 85

antenna design 40
antennas 1, 8, 11, 41, 43, 44, 46, 49, 50, 54,
84, 85
line feeding method 8
triple-band fractal 71
MICS band 46
MIMO 4, 135
applications 4
technology 135
Minkowski 9, 15, 17
and koch fractal shapes 15
fractal geometry 17
geometry 9
Mobile networking 2
Monopole antennas 6, 13, 17, 45, 69, 107
analyzed planar 45
dual-band fractal 107
wearable fractal 17
wired fractal 6
Monopole configuration 9, 70
Multiband 2, 7, 45, 70, 71
desired 45
Multiband 45, 47
microstrip antenna 47
monopole antenna 45
Multi 2, 30, 84, 86, 87, 88, 89, 90, 91, 92, 93,
94, 95, 98, 99, 101
input multi output (MIMO) 2
layer perceptron neural networks
(MLPNN) 30, 84, 86, 87, 88, 89, 90, 91,
92, 93, 94, 95, 98, 99, 101

N

Nelder-mead method 48
Networks 32, 41
memory-based 32
neuro-fuzzy 41
one-pass learning algorithm 32
Neural computing and applications 94, 95, 97,
110, 111, 113, 117, 118, 119, 120, 121,
122
Neural network 40, 41
hybrid 41
Neurons 29, 30, 31, 33, 34, 87, 90, 98
hidden layer 30, 87
Non-tapered CRF antenna 77
Noxious substances 39
Numerical modeling methods 85, 106

O

Optimization 40, 45, 47, 48, 53, 55, 107
ant-colony 45
bacterial swarm 48
genetical swarm 40, 47
of fractal antennas 53, 55, 107
Optimization algorithms 106, 107, 109, 128
objective functions of 106, 128
popular bio-inspired 106, 107, 109
Optimization problems 28, 29, 34, 37, 40, 48
antenna-array 48
Optimization techniques 1, 28, 37, 39, 54, 55,
127, 135, 136
bio-inspired computing 28
hybrid 54
hybrid bio-inspired 39
Optimized signal processing algorithms 107

P

Patch antennas 1, 5, 7, 9, 10, 14, 16, 18, 41,
42, 43, 44, 45, 47, 48, 51, 53, 84, 85
air-filled rectangular microstrip 14
design rectangular 84
geometries-based 51
geometry-based fractal 7
microstrip fractal 53
quasi-self-complementary microstrip 16
rectangular microstrip 41, 42, 85
stacked microstrip 42, 85
traditional 9, 85
Pentagon-shaped Koch geometry 8
Perturbation factor 7
Problem, electromagnetic 40
Programmable motorized method 17
Properties 6, 8, 12, 40, 47, 48, 67, 68, 69, 88
electrical 48
fast adaptive 88
matching 8
resonant 6
PSO algorithm in conjunction 46
PSO techniques 48, 50, 107
hybrid real-binary 48

R

Radial basis function (RBF) 30, 31, 40, 84,
85, 86, 87, 88, 89, 90, 91, 92, 95, 98, 99

- neural networks (RBFNN) 30, 31, 40, 84, 85, 86, 87, 88, 89, 90, 91, 92, 95, 98, 99
- Radiation resistance 6
- Radio frequency identification (RFID) 2, 3, 19
- Random 36, 43, 109
 - mutations 36
 - variations 43
 - velocities 109
- Rectangular 13, 40, 45, 47, 71
 - notches 13
 - patch antenna 40, 45, 47
 - patch geometry 40
 - Sierpinski carpet based fractal antenna 71
- Rectangular microstrip antenna 40, 42, 43, 45, 46, 48, 84, 85, 107
 - dual band 43
 - multislotted 84
- Resonant bands 9, 10, 12, 14, 15, 46, 48, 49
 - dual 48

S

- Second iteration CRF antenna 75
- Shorting pin position ratio 42
- Sierpinski gasket 8, 14, 68, 69
 - geometry 68
 - monopole fractal (SGMF) 8, 69
 - shape 14
- Sierpinski geometry 9, 10, 12, 18
 - modified 9
- Sierpinski square radiating elements 10
- Snowflake shape 8
- Space 39, 48
 - mapping algorithms 48
 - mapping stage 39
 - mapping techniques 39
- Square antenna 6, 7, 18, 71
- Substrate 1, 7, 8, 9, 14, 17, 18, 19, 42, 69, 73, 86, 89
 - air-filled 8
 - isotropic 42
 - textile 19
- Surface 15, 16, 18, 32
 - high-impedance 16
 - nonlinear regression 32
 - reactive impedance 15, 18
- Swine influenza model-based optimization (SIMBO) 1, 28, 136
- Systems 3, 50, 106
 - adaptive antenna 50

- fixed antenna 50
- fuzzy logic 106
- mobile health 3
- telemetry 3

T

- Tapered CRF antenna 75, 76, 77, 93, 94, 95, 96, 97, 115, 116, 117, 118, 120, 121, 122
 - resonates 121
 - resonating 116
- Techniques 2, 3, 4, 5, 6, 28, 29, 39, 40, 42, 43, 44, 45, 48, 51, 52, 53, 54, 55, 106
 - artificial intelligence 106
 - bandwidth enhancement 2
 - harmonic tuning 44
 - hybrid 39, 40, 48
 - neuro FDTD 42
 - transmission line feeding 6
- Telemedicine 3
 - wireless 3
- Thermal therapy 3
- Topology, global 46
- Trained ANN models 88, 90, 96, 100, 102, 129
- Training algorithms 35
- Transmission capacity 136
- Tree-shaped geometry 19

V

- Variable distance 14
- Variables 32, 33
 - random 32, 33
 - scaled measurement 33
- Very high frequency (VHF) 11
- Voltage standing wave ratio (VSWR) 6, 51

W

- Wearable antennas 3, 14, 16, 19, 135
- Wi-Fi and GPS frequency bands 52
- Wire antennas 44
- Wireless 2, 5, 10, 12, 15, 19, 71, 125, 135
 - applications 12, 15, 71, 135
 - communication systems 2, 19
 - computing 2
 - local area networks (WLAN) 2, 125

- propagation 5
- wide area network (WWAN) 10
- WLAN 8, 9, 12, 14, 16, 17, 49, 123, 127, 128
 - and Bluetooth applications 8
 - applications 9, 14, 16, 49, 123, 127, 128
 - bands 17
 - communications 12
 - systems 49

Z

- Zeroth iteration geometry 77, 79, 80
- Zig-Zag antenna 49



Balwinder S. Dhaliwal

Dr. Balwinder S. Dhaliwal is working as Associate Professor in Electronics and Communication Engineering Department of National Institute of Technical Teachers Training and Research (NITTTR), Chandigarh, India. He has around 22 years of teaching experience. He received the B.E. and M. Tech. degrees in Electronics and Communication Engineering from Guru Nanak Dev Engineering College, Ludhiana, India, in 2000 and 2006, respectively. He received a Ph.D. degree from IKG Punjab Technical University, Jalandhar, India in 2016 in the field of fractal antenna design. He is a member of IEEE, ISTE, IE(I) and has been listed in the Who's Who in the world. His research interests include design and optimization of fractal antennas, 3D printed antennas, wearable antennas, ANN ensemble development, hybrid soft computing algorithms' development, and digital filter design. He has published many papers in reputed journals and a number of papers in reputed conference proceedings.



Suman Pattnaik

Dr. Suman Pattnaik received her Ph.D. in electronics engineering from IKG Punjab Technical University (PTU), Jalandhar, Punjab, India in 2019. She did her Master's in engineering in electronics & communications engineering from Panjab University (PU), Chandigarh, India in 2011 and did her AMIE from The Institution of Engineers in 1996. She has served as senior group engineer in M/s Punjab Communications Limited, and has eleven years of industrial and practical exposure. Since 2010, she has been serving as an Associate Professor in the Electronics & Communication Engineering Department in an IKG PTU College at DeraBassi, Punjab. She has published in national and international journals and conferences, and has won best paper awards. Her research interests include biomedical engineering, neural networks, and soft computing techniques and also have a good hand on Sci-lab.



Shyam S. Pattnaik

Prof. Shyam S. Pattnaik received the Ph.D. degree in engineering from Sambalpur University, India, in 1992. He was the vice chancellor of the Biju Patnaik University of Technology, Rourkela, from 2014 to 2017 and the Director of the National Institute of Technical Teachers Training and Research (NITTTR), Chandigarh, from 2017 to 2023. He also worked in the Department of Electrical Engineering, University of Utah, USA. Presently, he is working as Professor (HAG) at the NITTTR Chandigarh. He has one patent and 252 technical research publications to his credit. He has conducted a number of conferences and seminars. He has published two international books and four international book chapters. His areas of interest are soft computing, information fusion, and their application to bio-medical imaging, antenna design, metamaterial antennas, and video processing. He is a fellow of IETE, a life member of ISTE, senior member of IEEE, and has been listed in the Who's Who in the world. He was a recipient of National Scholarship, BOYSCAST Fellowship, SERC Visiting Fellowship, INSA Visiting Fellowship, UGC Visiting Fellowship, and best paper award. Recently, he received a Certificate of Commendation for Sponsored Projects, Gold Medal (Certificate of Excellence) for the year 2018, and Leading Educationalist of India Award 2018.